

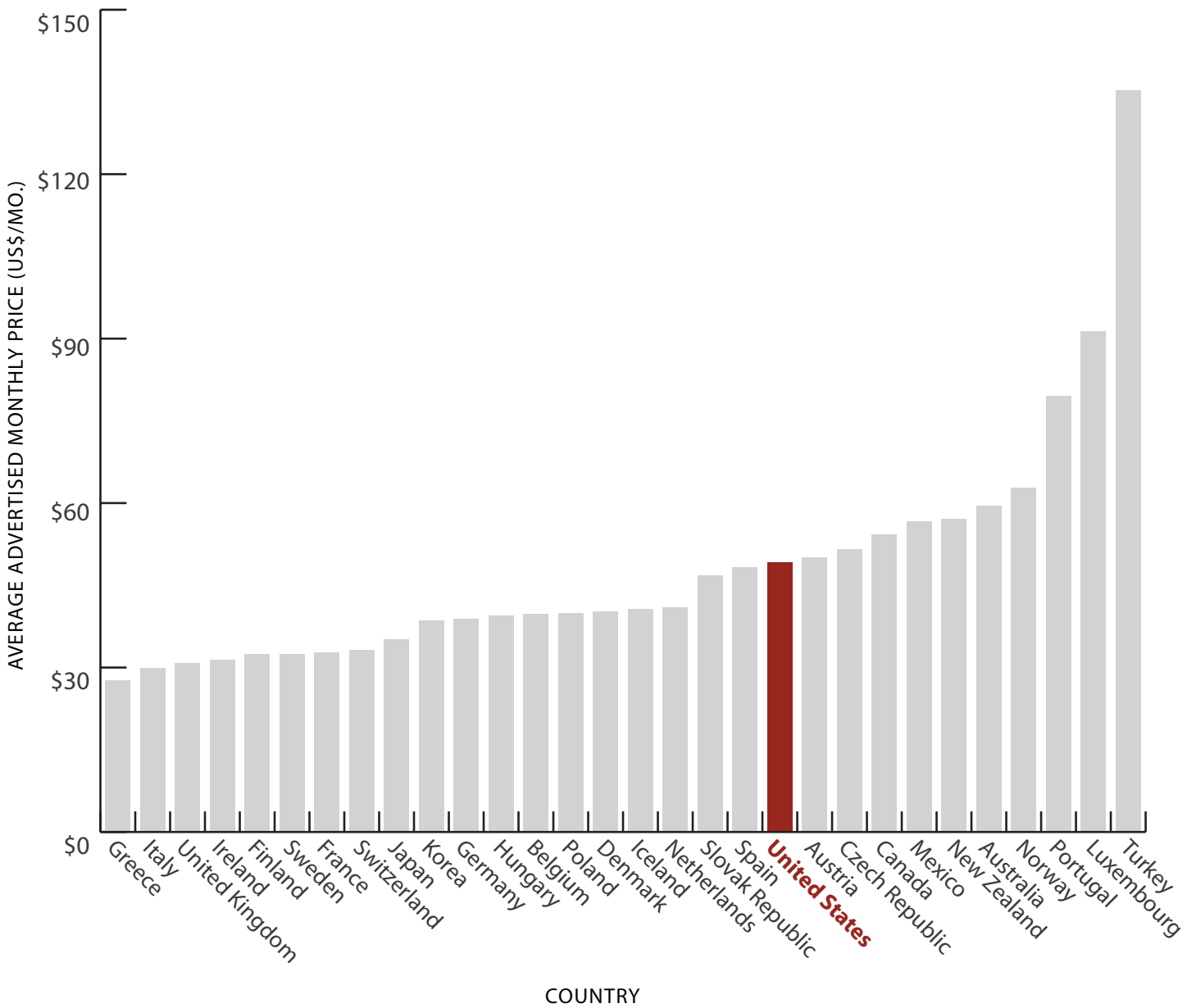
International Broadband Penetration

(Broadband Lines per 100 Inhabitants, ITU, 2000 and 2008 Data)

2000		2008	
Country	BB Pen. Ranking	Country	BB Pen. Ranking
South Korea	1	Bermuda	1
Hong Kong	2	Sweden	2
Canada	3	Denmark	3
Sweden	4	Netherlands	4
United States	5	Switzerland	5
Austria	6	Norway	6
Singapore	7	Iceland	7
Netherlands	8	South Korea	8
Belgium	9	Finland	9
Denmark	10	Faroe Islands	10
Taiwan	11	Luxembourg	11
Macao	12	Canada	12
Iceland	13	France	13
Switzerland	14	United Kingdom	14
Finland	15	Hong Kong	15
Japan	16	Belgium	16
Norway	17	Germany	17
Malta	18	Australia	18
France	19	Israel	19
Germany	20	Estonia	20
Portugal	21	Japan	21
Italy	22	United States	22
Spain	23	Macao	23
New Zealand	24	Taiwan	24
Dominica	25	New Zealand	25

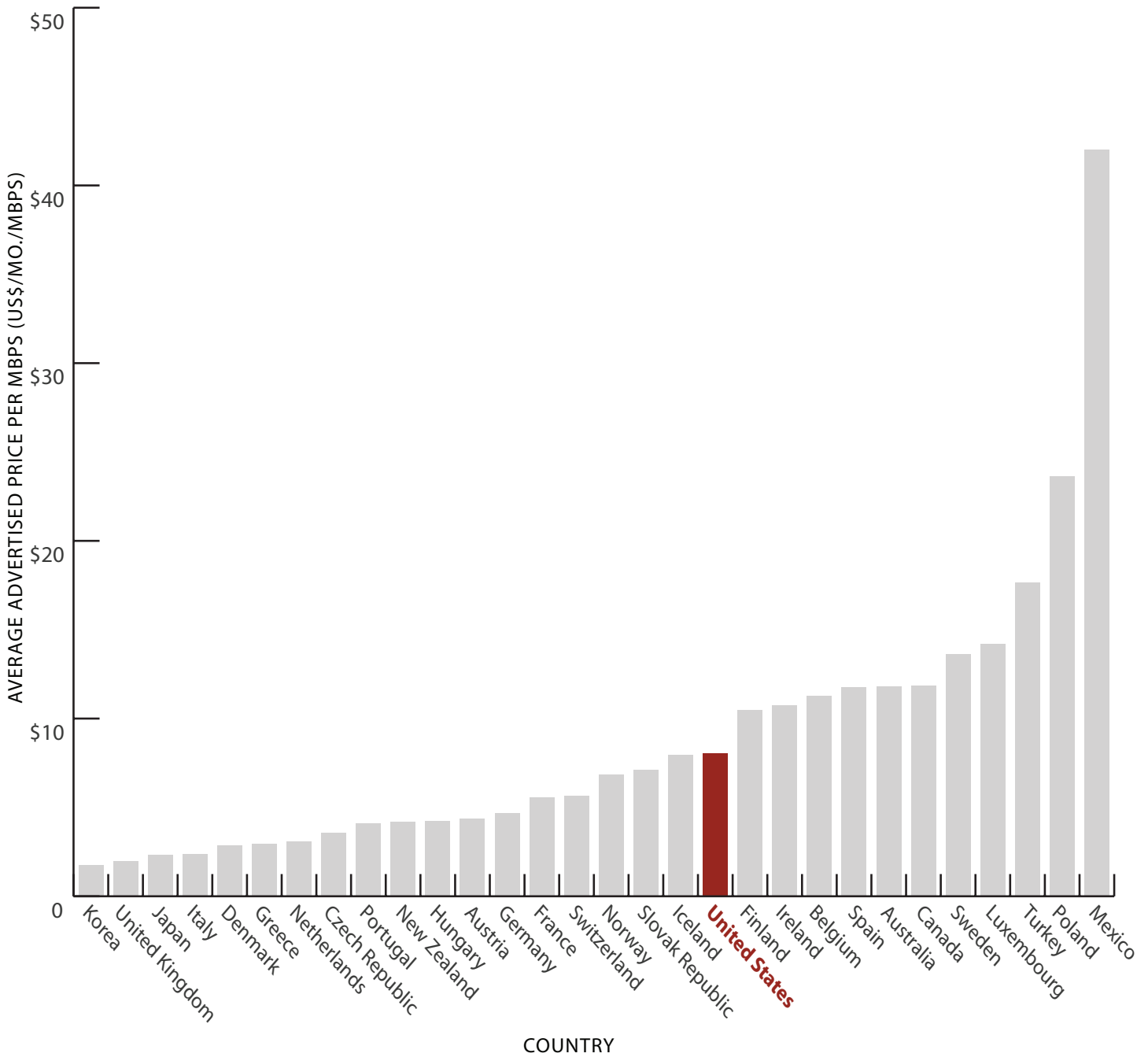
Source: <http://www.itu.int/ITU-D/ICTEYE/Indicators/Indicators.aspx>

Average Broadband Monthly Subscription Price



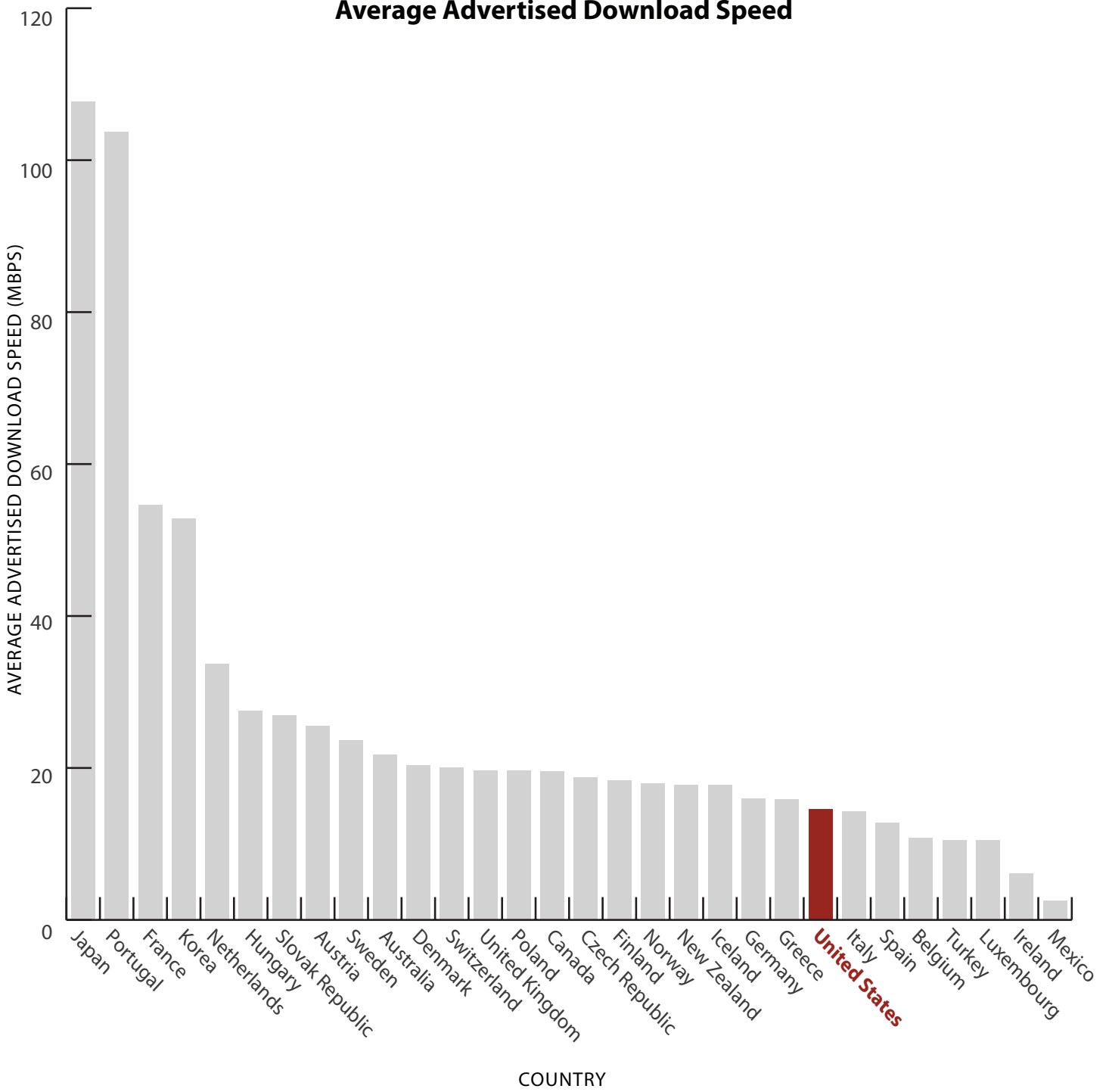
Source: OECD; Prices are Expressed in U.S. Dollars, Mesured by Purchasing Power Parity

Average Broadband Monthly Price Per Advertised Megabit



Source: OECD; Prices are Expressed in U.S. Dollars, Mesured by Purchasing Power Pairity

Average Advertised Download Speed



OECD Broadband Penetration

2001		2009	
Country	BB Pen. Ranking	Country	BB Pen. Ranking
Korea	1	Netherlands	1
Canada	2	Denmark	2
United States	3	Norway	3
Sweden	4	Switzerland	4
Netherlands	5	Korea	5
Austria	6	Iceland	6
Denmark	7	Sweden	7
Belgium	8	Luxembourg	8
Iceland	9	Finland	9
Japan	10	Canada	10
Germany	11	Germany	11
Switzerland	12	France	12
Finland	13	United Kingdom	13
Australia	14	Belgium	14
Norway	15	United States	15
France	16	Australia	16
Portugal	17	Japan	17
New Zealand	18	New Zealand	18
Spain	19	Austria	19
Italy	20	Ireland	20
United Kingdom	21	Spain	21
Czech Republic	22	Italy	22
Hungary	23	Czech Republic	23
Mexico	24	Portugal	24
Poland	25	Greece	25

Source: OECD